


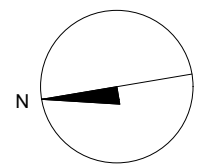


# Legende NGF TOP D2/1

-  584 qm NF
-  11,3 qm FF
-  26,8 qm VF



Bauteil D  
Etage 2  
M 1/250